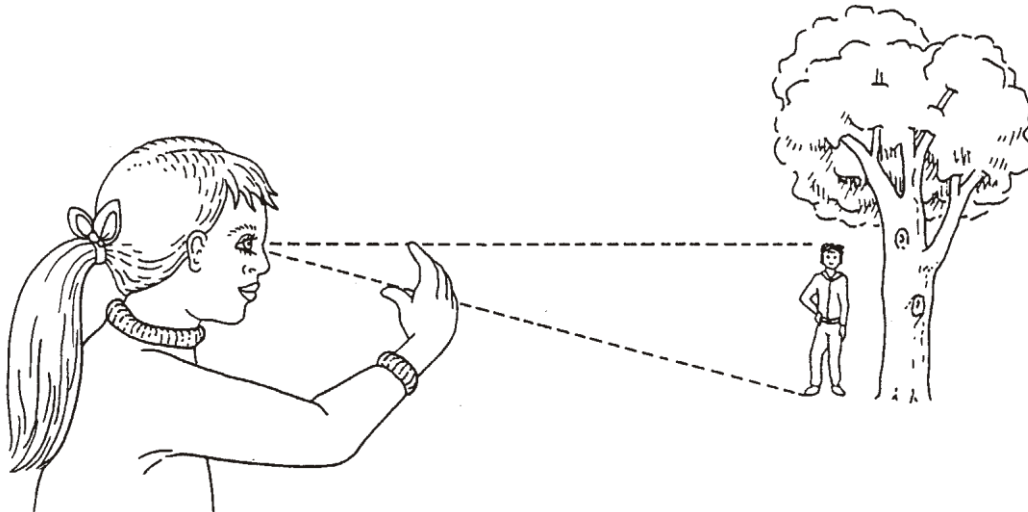


Guess-timation (or how to estimate your height and length)

How tall?

The easiest way to measure the height of an object, is to use a measuring stick. Your best friend can become a great measuring stick.

1. Measure how tall your friend is against a wall. Write down his/her height so you won't forget it.
My friend's height is _____ metres.
2. Find something really tall that you want to measure, like a tree in the school yard.
3. Have your friend stand next to the tree, while you walk about 30 steps away.
4. Hold your hand up about $\frac{1}{2}$ a metre from your eyes and fit your fingers to measure how tall your friend is. The distance between your fingers is now the measuring stick.



5. Hold your fingers very still so that you don't lose your measure. If your thumb was measuring where your friend's feet were and your fingers were measuring where his head was, move your hand so that your thumb is now resting on their head and your fingers are further up the tree. This is now measuring two of your friend's heights.
6. Remember where your fingers were on the tree and move your thumb up again to this point. This is three of your friend's height. Keep going, counting how many 'friends tall' the tree is.
7. Now work out the height. If your friend was 1 metre tall and the tree measured 6 of your friends, the tree would be 6 metres tall.
8. Practise this a few times with other tall objects

Guess-timation (or how to estimate your height and length)

How long?

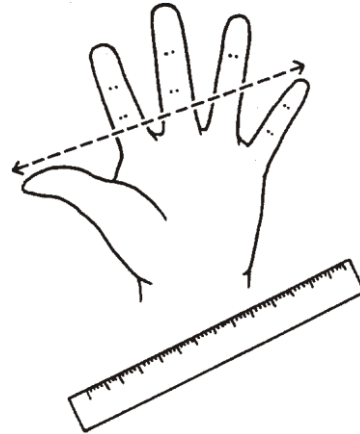
This is easy. Use a ruler to measure the following:

1. Stretch your hand out as far as it will go. What is the distance, in a straight line, from the end of your thumb to the end of your little finger?

The length is _____ cm.

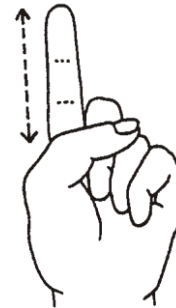
Mark a spot on the concrete outside and take a big step from it. This is your stride. Use a ruler to measure the distance.

The distance is _____ metres.



2. Measure the length of your pointing finger from where it joins your hand to the tip.

The length is _____ cm.



3. Measure the length of your pointing finger from where it joins Practice using these measurements to find the size of some objects i.e. the distance across the oval, the long edge of your book, the length of your pencil.

4. Keep all your measurements (or remember them), they will come in useful.